

Augusta's Way

TOP SECRET! PLEASE KEEP THIS INFORMATION SHEET VERY WELL. DO NOT LEAVE IT LYING AROUND OTHERWISE IF YOUR BAD CLIENT READS IT HE MAY BECOME MORE DANGEROUS.

CHOOSE THE PLACE YOURSELF YOU TAKE YOUR CLIENT TO. IT SHOULD BE YOUR CHOICE NOT HIS.

NEVER AGREE TO GO WITH MORE THAN ONE CLIENT AT A TIME NO MATTER HOW MUCH YOU ARE OFFERED.

ALWAYS WORK IN GROUPS AND ALWAYS CHECK FOR EACH OTHER AFTER ABOUT 15 MINUTES.

CHOOSE WORKING IN PLACES THAT ARE WELL LIT.

THE PLACE YOU CHOOSE SHOULD NOT BE TOO FAR FROM WHERE YOU STAND WITH YOUR COLLEAGUES AND SHOULD NOT BE AN ISOLATED PLACE.

NEVER GO TO THE HOUSE OF A CLIENT, INSTEAD SUGGEST THAT YOU GO TO A HOTEL IF HE INSISTS.

ALWAYS TAKE AND WRITE DOWN CAR NUMBERS FOR EACH OTHER AND ALWAYS CHECK THE CAR CAREFULLY BEFORE YOU GET IN WITH YOUR CLIENT.

IF POSSIBLE, ALWAYS WORK IN THE SAME PLACE AND BEFORE YOU START WORK ALWAYS INSPECT THE PLACE THOROUGHLY IN THE COMPANY OF YOUR COLLEAGUES TO CHECK FOR POSSIBLE AGGRESSORS OR SUSPICIOUS-LOOKING PEOPLE.


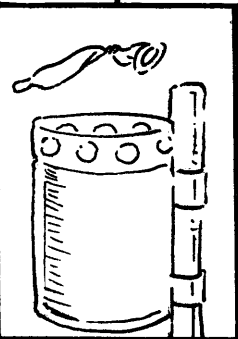
DONT THROW USED CONDOMS ON THE GROUND BECAUSE PASSERSBY MAY GET ANGRY AND THIS IS DANGEROUS.

AVOID DRUNKEN CLIENTS

ALWAYS STAY CALM WITH AGGRESSIVE CLIENTS EVEN IN THE FACE OF DEEP PROVOCATION.

IF A CLIENT IS TROUBLESOME OR INSISTS THAT YOU DO WHAT YOU DON'T WANT TO DO, STAY CALM, PRETEND AND PROMISE TO DO AS HE SAYS WHILE YOU LOOK FOR A WAY TO ESCAPE.

IF AN AGGRESSIVE CLIENT GRABS YOU BY THE NECK DON'T TRY TO REMOVE HIS HANDS. INSTEAD, GRAB HIM VERY HARD BY THE BALLS OR KICK HIM THERE.



ADVICE ON DRESSING

DO NOT WEAR A LONG "BOB MARLEY" HAIRSTYLE. TIE IT BACK WITH A WIG THAT COMES OFF EASILY IF PULLED.

IF YOU MUST WEAR A NECKLACE USE ONE THAT BREAKS EASILY OR COMES OFF EASILY. DO NOT WEAR A SCARF OR TIE ROUND YOUR NECK.

DO NOT WEAR HIGH HEELED SHOES TO WORK BECAUSE YOU CANNOT RUN FAST; IF YOU MUST, WEAR THOSE YOU CAN REMOVE EASILY.

DO NOT WEAR LONG TIGHT SKIRTS TO WORK.

DO NOT WEAR EXPENSIVE JACKETS, GOLD RINGS, EARRINGS OR GOLD ORNAMENTS TO WORK AS YOU CAN BE ATTACKED BY THIEVES WHO WILL WANT TO STEAL THEM FROM YOU.


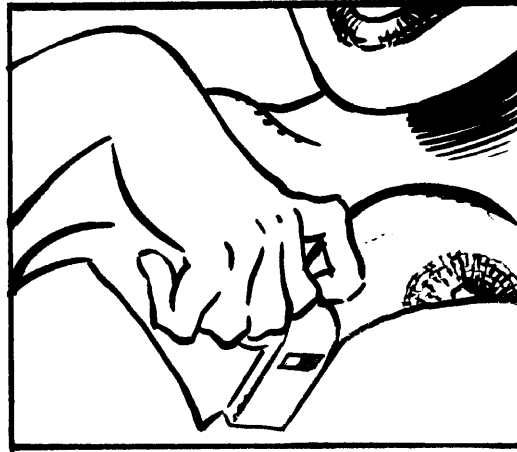
D. J. T. Pardo

OBJECTS FOR SELF-DEFENCE

USEFUL OBJECTS FOR SELF-DEFENCE AGAINST CLIENTS

YOU CAN PIN A WHISTLE ON THE INSIDE OF YOUR BLOUSE TO BLOW IN CASE OF DANGER.


A MINI PERSONAL ALARM THAT YOU CAN PRESS IN CASE OF DANGER. THIS ALARM CAN BE BOUGHT IN ELECTRONIC SHOPS. YOU CAN BUY IN TORINO AT FICHT SICUREZZA GAS V. MONGINEVRO 40




A CAN OF HAIR SPRAY OR MOSQUITO SPRAY (RAID) TO SPRAY INTO AN AGGRESSOR'S EYES



A MIXTURE OF PEPPER, BLEACH AND WATER SOLUTION IN A PLASTIC BOTTLE WHICH YOU CAN KEEP IN YOUR JACKET POCKET AND SPRAY IN AN AGGRESSOR'S EYES.



DANGEROUS OBJECTS WHICH CLIENTS CAN HAVE IN THEIR CARS AND WHICH THEY MAY USE AGAINST YOU



NOTE: CHECK YOUR CLIENT'S CAR CAREFULLY BEFORE YOU ENTER, IN THE PRESENCE OF YOUR OTHER COLLEAGUES. IF THERE IS ANY ITEM WHICH MAY SEEM DANGEROUS TO YOU, FIND A WAY TO GENTLY MAKE YOUR CLIENT LOCK IT IN THE BOOT BEFORE YOU ENTER THE CAR. ALL THIS SHOULD BE DONE IN THE PRESENCE OF YOUR COLLEAGUES.

NOTE: HELP US TO HELP YOU

Try to get the car number and/or a good description of a client or aggressor who attacks you and/or steals your money or who forces you to give him back the money he paid you. Try also to note the exact time and place it happened.

WHY IS IT IMPORTANT TO NOTE THESE?

-) Because this is information we can give to our sisters to help them avoid the same attack.
-) With this information we can help to find the client/aggressor and get your money or things back and get him punished too so he doesn't repeat it.

For information and confidential advice contact:

